



Whitehaven®

29-3/4" undermount single-bowl farmhouse kitchen sink

K-6487

Features

- 30" (762 mm) minimum base cabinet width
- Single bowl
- 9" (229 mm) depth provides generous workspace
- Tall 8-13/16" (224 mm) apron
- Self-Trimming® apron overlaps cabinet face for easy installation and beautiful results
- Bowl slopes toward drain to minimize water pooling
- Offset drain increases workspace in the sink and storage space underneath

Material

- KOHLER® enameled cast iron

Installation

- Cutout templates included
- Undermount

Required Products/Accessories

- K-6638 Sink racks for 30" Whitehaven kitchen sink
- or
- K-11352 Disposal Flange with Stopper
- or
- K-8801 Sink drain and strainer with tailpiece
- or
- K-8799 Sink drain and strainer basket

Recommended Products/Accessories

- K-23725 Cast iron cleaner
- K-23726 Drain treatment

Optional Products/Accessories

- K-9000 P-Trap



Codes/Standards









ASME A112.19.1/CSA B45.2

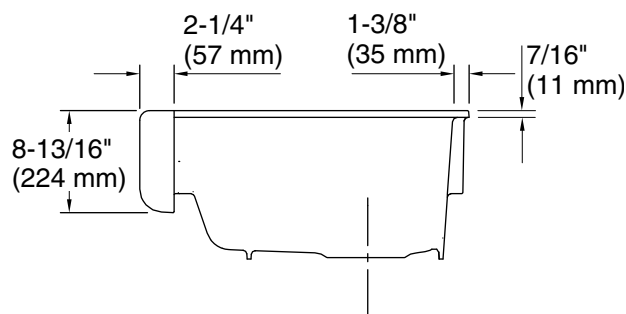
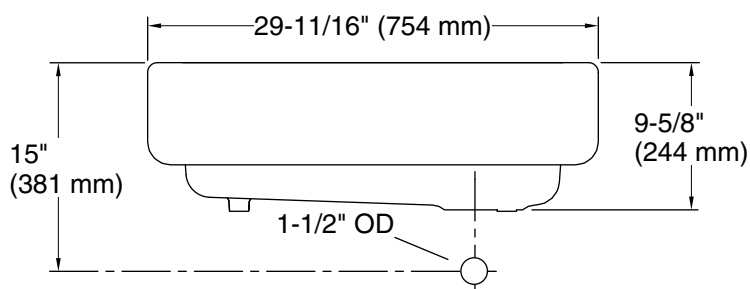
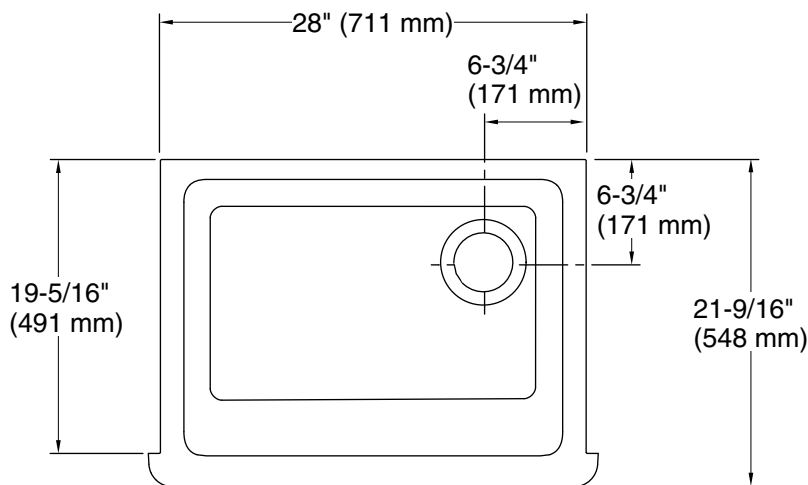
KOHLER® Enameled Cast Iron Kitchen and Bathroom Sink Lifetime Limited Warranty

See website for detailed warranty information.

Available Colors/Finishes

Color tiles intended for reference only.

Color	Code	Description
	0	White
	FF	Sea Salt™
	96	Biscuit
	NY	Dune
	95	Ice™ Grey
	58	Thunder™ Grey
	7	Black Black™
	DGB	Indigo Blue



Technical Information

All product dimensions are nominal.

Bowl configuration: Single

Installation: Undermount

Min. base cabinet width: 30" (762 mm)

Bowl area (Only): Length: 24-3/4" (629 mm)
Width: 18-1/16" (459 mm)
Bowl depth: 9" (229 mm)

Drain hole: 3-5/8" (92 mm)

Template: 1156909-7, required, included
1157000, required, included

Notes

Install this product according to the installation instructions.

IMPORTANT! The distance from the top edge of the cabinet to the top of the cabinet door must be at least 9" (229 mm) to install this sink.

NOTICE: Countertop manufacturer or cutter must use the cutout template provided with the product, or a current one provided by Kohler Co. (call 1-800-4-KOHLER). Kohler Co. is not responsible for cutout errors when the incorrect cutout template is used.