

DISK

Porcelain Floor Tile



COLOR AVAILABILITY - FLOOR



Beige
12x24 - PO3060DIS320R
24x24 - PO6060DIS320R
36x36 - CEDIS090006



Brown
12x24 - PO3060DIS370R
24x24 - PO6060DIS370R
36x36 - CEDIS090007




Grey
12x24 - PO3060DIS310R
24x24 - PO6060DIS310R
36x36 - CEDIS090008



Anthracite
12x24 - PO3060DIS390R
24x24 - PO6060DIS390R
36x36 - CEDIS090005




Beige Hexagon
PO2040DIS32ESA



Brown Hexagon
PO2040DIS37ESA



Grey Hexagon
PO2040DIS31ESA



Anthracite Hexagon
PO2040DIS39ESA

COLOR AVAILABILITY - MOSAIC




Beige
PO0505DIS320M



Brown
PO0505DIS370M



Grey
PO0505DIS310M



Anthracite
PO0505DIS390M














SIZE AVAILABILITY

	NOMINAL SIZE	ACTUAL SIZE	THICKNESS	PC/CARTON	SQ.FT/CARTON
	N/A	11.63" x 11.63"	3/8"	6	5.81
	12" x 24"	11.62" x 23.62"	3/8"	6	11.62
	14" x 16" Hexagon	13.77" x 15.75"	3/8"	9	10.07
	24" x 24"	23.62" x 23.62"	3/8"	3	11.62
	36" x 36"	35.43" x 35.43"	3/8"	2	17.44







DISK

Porcelain Tile

lungarno
CERAMICS

TECHNICAL SPECIFICATIONS	MOSAIC	HEXAGON	FLOOR
 Material Type	Porcelain	Porcelain	Porcelain
 Finish	Matte	Matte	Matte
 Edge	Rectified	Pressed	Rectified
 Color Variation	V2	V2	V2
 Printing	Digital	Digital	Digital
 Installation	Wall / Floor	Wall / Floor	Wall / Floor
 Usage	Residential / Commercial	Residential / Commercial	Residential / Commercial
 Grout Joint Recomm.	1/8"	1/8"	1/8"
 Thickness	3/8"	3/8"	3/8"
 Shower Pan	Yes	Yes	Yes
 Pool Lining*	Yes	Yes	Yes
 Fireplace Surround*	Yes	Yes	Yes
 Frost Resistant	Yes	Yes	Yes

*Proper installation methods must be followed per project. Please reference TCNA for more information.

TEST RESULTS	MOSAIC	HEXAGON	FLOOR
 Water Absorption (C373)	< 0.5 %	< 0.5 %	< 0.5 %
 Breaking Strength (C648)	≥ 250 LBS	≥ 250 LBS	≥ 250 LBS
 Surface Abrasion (MOHS)	7.0	7.0	7.0
 Chem. Resistance (C650)	Resistant	Resistant	Resistant
 D.C.O.F. (A137.1)	≥ 0.42	≥ 0.42	≥ 0.42
 Scratch Hardness (P.E.I)	4	4	4

Variations in shade, texture and edge profile are inherent in all glass, ceramic, porcelain and stone tile. Always inspect product prior to installation.